

Giving Meds by Alternate Routes

Off-label routes of drug administration are considered when patients can't take a medication by the usual route. Other reasons for using an alternative administration route include minimization of side effects, dosing accuracy, improved efficacy, or cost savings. Examples include administration of oral or injectable medications rectally, or injectables orally. Consider injectables orally when an oral solution is needed, but isn't available or is unsuitable. Rectal administration of tablets, capsules, oral liquids, or injectables may be the best route at the end of life. Ophthalmic drops can generally be used in the ear to save money.¹¹ But ear drops cannot be used in the eye; their preservatives may harm the eye, they aren't buffered for eye use, and they aren't always sterile.¹¹⁻¹³ **Evidence supporting off-label administration routes is often anecdotal and from experience in end-of-life patients.** Use your knowledge of physiology, pharmacokinetics, pharmacodynamics, and pharmaceutics to avoid mishaps. Avoid oral use of injectable meds if the drug isn't stable in the GI tract or is poorly absorbed orally. Ensure patients or caregivers know how to administer the drug by the alternative route, and give specific instructions for the label instead of writing "as directed." The table below provides information on alternative routes for certain medications. For important information specific to **rectal administration, see footnote "a."** For important information specific to intranasal administration see footnote "b."

Medication	Alternative Route	Comments
Acetylcysteine injection solution	Oral	Dilute the 20% solution with three parts diet soda to one part acetylcysteine injection. May use water if giving via nasogastric tube. ²⁴
Atropine ophthalmic	Sublingual	Used to reduce oral secretions in end-of-life patients. ^{10,32} Regimens that have been used include three drops of the 1% solution three times daily, plus "rescue" doses, or two drops every two hours, as needed. ^{10,32} Many terminal patients may only need one or two doses. ¹⁰ For children with excessive drooling, consider one drop twice daily (e.g., morning and afternoon). ²⁷
Carbamazepine suspension	Rectal ^a	Dose as for oral. Dilute with an equal volume of water. ⁸ Monitor levels. ³
Carbamazepine tablets	Rectal ^a	Crush and administer in a gelatin capsule. Use the same total daily dose rectally as orally, but the dose may have to be divided six or eight times daily to reduce volume. Monitor levels due to variable absorption. ³
Ciprofloxacin ophthalmic	Ear ^{11,13}	
Cortisporin ophthalmic (U.S.)	Ear ¹¹	

More...

Medication	Alternative Route	Comments
Dexamethasone injection	Oral	Alternative to dexamethasone oral solution, which contains alcohol. ¹⁶ Mix with wild cherry-flavored syrup, or “chase” with juice or a popsicle. ^{16,17} Oral suspensions of dexamethasone 0.5 mg/mL or 1 mg/mL can be prepared using injectable dexamethasone combined with a 1:1 mixture of <i>Ora-Sweet</i> (flavoring/sweetening agent) and <i>Ora-Plus</i> (a suspending agent). This mixture has been shown to be physically and chemically stable for up to 90 days, both with or without refrigeration. <i>Ora-Blend</i> (a sweetened oral suspending agent) can also be used in the place of <i>Ora-Plus</i> and <i>Ora-Sweet</i> . ¹⁴ For example, to make a 1 mg/mL suspension, place 50 mL of dexamethasone injection (4 mg/mL) in a graduated cylinder and qs with a 1:1 mixture of <i>Ora-Plus/Ora-Sweet</i> (approximately 150 mL) to make 200 mL. Add a “shake well” sticker. ⁴⁶
Dexmedetomidine injection	Nasal ^b	As a pre-procedure sedative, 1 to 2.5 mcg/kg has been used in children. ⁶⁰ 3 mcg/kg has been used in children two to 36 months of age. ⁵² Preservative-free 100 mcg/mL solution was given undiluted via nasal atomizer (<i>MAD300</i>) or dripped slowly into the nose from a tuberculin syringe. ⁵² In adults, it was deemed effective as a pre-op <u>adjunct</u> to reduce sedative and analgesic requirements at a dose of 2 mcg/kg. The dose was diluted with normal saline to a final volume of 1.6 mL, and 0.8 mL was sprayed into each nostril (average weight in this study was <60 kg). ⁵³ Volume may preclude use in adults. ⁶⁰
Diazepam injection	Rectal ^a	Most data are for acute use in children. May cause burning sensation, perhaps due to the presence of propylene glycol. ⁴⁷ For acute seizures, use of commercially available rectal gel may be preferable. ¹⁵
Divalproex tablet (<i>Depakote</i>)	Rectal ^{a,4}	See footnote “a” for general recommendations/guidance.
Docusate liquid (not syrup)	Ear	To soften ear wax. Instill 1 mL into the affected ear, wait 15 minutes, then allow the solution to drain out. Any remaining wax may be removed with gentle, lukewarm water irrigation using an ear syringe. ³⁵
Doxepin capsules	Rectal ^a	Dose as for oral. ³
Enalaprilat injection	Do NOT give orally	Poorly absorbed orally. ¹⁸
Esomeprazole injection	Do NOT give orally	Not acid-stable. ¹⁹

More . . .

Medication	Alternative Route	Comments
Fentanyl injection	Nasal ^b	For acute pain. Doses typically 1 mcg/kg (<2 years of age), 1 to 2 mcg/kg (child two to 18 years of age, max initial dose 50 mcg), or 50 to 100 mcg (adult). ⁴¹⁻⁴⁵ Max single dose is 100 mcg, limited by volume. ⁶⁰
Gabapentin	Do NOT give rectally	Poorly absorbed rectally, in part because the rectum lacks the active transport mechanism necessary for its absorption. ¹⁵
Glucagon	Nasal	Efficacy/nasal absorption data limited with currently available preparation. It may be prudent to stick with subcutaneous or intramuscular injection until more information is available.
Haloperidol tablets	Rectal ^{a,4}	Dose as for oral. ⁴
Ibuprofen oral suspension	Rectal ^{a,4,6}	Can use same dose as oral, but consider volume with higher doses may be too high to be retained (e.g., 600 to 800 mg = 30 to 40 mL). ⁶
Ketamine injection	Oral	Mix with fruit juice or soft drink to mask bitter taste. ^{25,45} Another option is to dilute ketamine 50 mg/mL to 10 mg/mL with <i>OraSweet</i> . ⁴⁸
Ketamine injection	Nasal ^b	As an analgesic or pre-procedure sedative or analgesic in children, doses vary. Consider 0.5 to 2 mg/kg for children. ^{54,57} Higher doses (3 to 9 mg/kg) have been used for pre-procedural sedation (children). ⁶⁰ A dose of 1 mg/kg has been used for adult emergency department patients with moderate to severe pain. ⁵⁸ Volume may preclude use as a sedative in adults. ⁶⁰ Administer using a 50 or 100 mg/mL solution with a nasal atomizer device and divide between nostrils. ^{54,57,58} May cause sore throat or bad taste. ⁶⁰
Lamotrigine tablet or chewable tablet	Rectal ^a	Lamotrigine suspension for rectal administration via a small catheter has been prepared by crushing a 100 mg tablet or a 100 mg chewable tablet in 6 mL of room temperature tap water followed by two 2 mL syringe-tubing rinses. Bioavailability was 63% for the tablets and 52% for the chewable tablets, with wide intersubject variability. ^{28,29} Clinical response and lamotrigine levels should be monitored if lamotrigine is administered rectally. ²⁹

More . . .

Medication	Alternative Route	Comments
Lidocaine	Nasal ^b	To reduce nasal discomfort before administration of irritating intranasal medication (e.g., midazolam): 5 to 10 mg (or 0.5 mL of a 4% solution) via nasal atomizer. ^{55,56,60} Give lidocaine five minutes prior. ⁶⁰ For migraine and cluster headache, a 4% solution has been used. ^{22,59} For migraine, 0.5 mL was dripped over 30 seconds into the nostril on the side of the headache, with the patient's head tilted back 45 degrees and rotated 30 degrees to the side of the headache. This was repeated on the other side for bilateral headache. The dose could be repeated after two minutes. ⁵⁹ For cluster headache, four sprays, followed by two sprays 15 min later, was used. Patients were premedicated with 0.5% phenylephrine to reduce nasal congestion. As for migraine, the patient's head was tilted back 45 degrees back and turned toward the side of the pain. ²²
Lorazepam injection	Rectal ^a	Lorazepam parenteral solution given rectally has a slow absorption rate and low peak, so initial doses may need to be high, increasing the risk of toxicity. ^{3,15} In addition, repeated dosing is irritating due to the presence of propylene glycol as a solubilizing agent. ⁶ For acute seizures, use of commercially available rectal diazepam gel may be preferable. ¹⁵ In a case report, lorazepam 2 mg administered to an adult for alcohol withdrawal via <i>Macy Catheter</i> (Hospi Corporation) provided noticeable effects on agitation, disorientation, and tachycardia within one minute. ⁴⁹
Lorazepam injection	Nasal ^b	Dose as for parenteral (e.g., 0.1 mg/kg). Max single dose 8 mg using 4 mg/mL solution. May cause nasal irritation, bad taste, lacrimation, and cool feeling in nose and throat. ⁶²
Lorazepam tablets	Sublingual	Dose as for oral. ⁵ Dissolution may be manufacturer-specific. ⁴ (Lorazepam sublingual tablets are available in Canada.)
Metoclopramide tablets	Rectal ^{a,3}	See footnote "a" for general recommendations/guidance.
Midazolam injection	Oral	For surgical premedication. Dilute the 5 mg/mL injection 1:1 with a flavored, dye-free syrup such as <i>Syrpalta</i> . Stable for 56 days at 7, 20, and 40°C (45, 68, and 104°F). ²²
Midazolam injection	Nasal ^b	Pediatric dose for sedation is 0.1 to 0.5 mg/kg. ⁶⁰ Pediatric dose for seizures is 0.2 mg/kg. ³⁰ Most data are in children. ⁶² In adolescents and adults, a dose of 5 mg for patients <50 kg and 10 mg for patients over 50 kg has been used for seizures. ⁶³ Max dose is 10 mg due to volume, and also to limit respiratory depression. ^{60,62} Use 5 mg/mL concentration for fast onset. ⁶⁰ Consider administration with an atomization device to facilitate absorption. ³⁰ May cause burning for 30 to 45 seconds, and bitter taste. ^{60,64}

More . . .

Medication	Alternative Route	Comments
Misoprostol tablets	Vaginal	For pre-procedure cervical softening, doses vary. 200 to 400 mcg 12 to 15 hours prior, or 400 mcg three hours before intervention has been used. ^{26,50} For cervical ripening and induction of labor: 25 mcg every three to six hours. ²² Moisten before insertion. ⁵⁰
Morphine injection	Rectal ^a	Dose as for oral. ^{33,45}
Morphine injection	Inhaled	For terminal dyspnea. Evidence mixed. ³⁶ In adults, can try 5 mg of preservative-free injection diluted in 2 mL of normal saline every four hours, or “as needed.” Titrate in increments of 5 to 10 mg. ³⁷ Has also been used for acute pain at doses of 10 to 20 mg. ⁵¹
<i>MS Contin</i>	Rectal ^a	Initially, dose as for oral. Some patients may require a dose reduction. ²⁰ The pharmacokinetics of rectally administered controlled-release morphine are more variable than when the controlled-release formulation is given orally, perhaps due to movement of the tablet within the rectum or differences in hydration status. ^{3,34} Also it takes longer to reach peak morphine concentrations than with the oral route, but morphine levels are higher. Active metabolite levels are lower when morphine is given rectally compared to orally due to partial avoidance of first-pass metabolism. However, the recommended conversion from oral to rectal controlled-release morphine is 1:1 at the same dosing interval (i.e., every eight or 12 hours). ³
Morphine tablet or liquid	Sublingual or buccal	Reserve for patients who can’t swallow when other routes aren’t practical. Poorly absorbed. Tastes bad. Concentrated liquid may cause local reaction. ³⁸
Naloxone injection	Nasal ^b	Adult dose 2 to 8 mg. If using IV solution intranasally, max single dose is 2 mg (due to volume). For higher single doses, use commercial product (<i>Narcan</i> nasal spray [U.S.]). Consider 0.2 mg/kg for children. ⁶⁰ Can be prepared and dispensed for home use. With permission from the Prescribe To Prevent group, prescription forms with tear-off patient instructions are being made available to subscribers of <i>Pharmacist’s Letter/Prescriber’s Letter: Naloxone for Overdose Prevention (Intranasal)</i> .
Naproxen oral suspension	Rectal ^a	Dose as for oral. ⁶
Ofloxacin ophthalmic	Ear ^{11,13}	
<i>OxyContin</i>	Rectal ^{a,23}	No data for “new” formulation. With the original formulation, absorption was 40% higher when given rectally compared to oral administration. ³¹

More . . .

Medication	Alternative Route	Comments
Pantoprazole injection	Do NOT give orally	Not acid-stable. ¹⁹
Phenytoin injection	Rectal ^a	Avoid if possible. Poorly absorbed. Consider alternatives, such as intramuscular fosphenytoin, instead. ¹⁵
Pilocarpine ophthalmic	Oral	Cheaper than oral tablets as treatment for dry mouth. ²¹ Recommend 4 drops of the 2% solution. Swish and swallow (or spit to reduce systemic effects) 3 times daily. ²
Tobramycin ophthalmic	Ear ¹¹	
Valproic acid syrup	Rectal ^a	Valproic acid syrup can be given rectally without dose adjustment, but must be diluted with an equal volume of tap water. Empty the rectum prior to administration. After administration, press the buttocks together for 15 minutes, or leave the tube in place, clamped, for 15 minutes. Monitor levels. ¹⁵
Vancomycin injection	Oral	Cheaper than oral capsule for treatment of <i>C. difficile</i> pseudomembranous colitis or staphylococcal enterocolitis. ²² Vials of vancomycin should be reconstituted to a concentration of 50 mg/mL using sterile water. The resulting solution should be refrigerated and given a 14-day expiration. Subsequently, the appropriate volume/dose may be diluted (at time of administration) in one ounce (30 mL) of water for the patient to drink. Common flavoring syrups may be added to the solution to improve the taste. ²²
Vancomycin injection	Rectal	Used with intravenous metronidazole for <i>C. difficile</i> pseudomembranous colitis complicated by ileus, toxic colitis, or significant abdominal distension. ³⁹ 500 mg in at least 500 mL normal saline four times daily. ^{39,40}
Vitamin K injection	Oral ⁹	Useful for doses smaller than commercially available tablet strength. Can mix with orange juice to improve taste. ⁹

- a. **Rectal administration** may provide rapid absorption and partial avoidance of hepatic first-pass metabolism. However, the absorption of drugs by this route may also be delayed/prolonged or unpredictable.^{1,2} Several factors may affect the extent of rectal drug absorption: drug characteristics (e.g., lipophilicity); formulation pH, volume, and concentration; rectal pH, temperature, and contents; rectal retention; and placement of drug (i.e., high vs low in the rectum).^{1,3} The dosage must be individualized. The rectal drug dose may need to be higher or lower than the dose administered intravenously or orally to achieve the same effect.¹ In the absence of better information, **a rule of thumb**

More . . .

when changing from the oral to rectal route is to begin with the same dosage that had been given orally, then titrate as needed.⁴ Due to the potential for rapid and almost complete absorption, patients should be monitored closely after rectal administration.¹ Some tablets do not dissolve well when give rectally, and this may vary depending on brand.⁴ Prior to rectal drug administration, the rectum should be emptied to improve absorption. Insert medications only finger-high for best absorption. Multiple tablets can be administered within a single “00” size gelatin capsule for convenience.^{3,4} Liquids can be administered with a small lubricated syringe.⁵ For lubrication, use a water-soluble lubricant, not petroleum jelly; it inhibits absorption.⁴ A catheter tip syringe can be useful. A #14 nasogastric tube cut to 5 cm and attached to a syringe can facilitate correct placement of the medication within the rectum.⁵ For absorption, drugs in solid dosage forms must dissolve in rectal fluid. Instill about 10 mL of warm water in the rectum after inserting tablets or capsules to improve absorption, especially in dehydrated patients.^{3,6} Up to 25 mL of liquid is usually easily retained.³ If patients expel an unmeasurable amount of the drug, it is difficult to determine how much more of the drug to administer to achieve therapeutic effect. Syrups may need to be diluted with water; a high sorbitol concentration may cause bowel evacuation.¹ Rectal administration may not be appropriate for patients with diarrhea, anal/rectal lesions, mucositis, thrombocytopenia, neutropenia, or immunosuppression.^{1,7} It may not be practical for patients who have fractures, or who are very obese. Some patients may refuse this route of administration.⁷ Drugs that require active transport for absorption are generally not appropriate for rectal administration because they are not well absorbed; rectal absorption occurs via passive diffusion.³

- b.** Compared to **nasal delivery** via syringe, a nasal atomizer improves absorption by distributing the medication over a large surface area, and its use does not require patient cooperation in regard to head position.⁶⁰ If using a nasal atomizer for administration, draw up 0.1 mL extra for the first dose to account for the dead space within the device, when feasible.^{42,60} Do **not** draw up extra if a repeat dose is given with the same device.⁴² Max volume 1 mL per nostril (ideally 0.2 to 0.5 mL) to avoid loss down the throat.⁶⁰ If the atomizer does not have an attached syringe, use a Luer lock syringe.⁶⁰ Avoid the nasal route if there is nasal trauma, excessive nasal blood or mucus, or recent vasoconstrictor use (e.g., cocaine).^{60,61}

Users of this resource are cautioned to use their own professional judgment and consult any other necessary or appropriate sources prior to making clinical judgments based on the content of this document. Our editors have researched the information with input from experts, government agencies, and national organizations. Information and internet links in this article were current as of the date of publication.

More . . .

Project Leader in preparation of this clinical resource (330823): Melanie Cupp, Pharm.D., BCPS

References

- American Academy of Pediatrics, Committee on Drugs. Alternative routes of drug administration-advantages and disadvantages (subject review). *Pediatrics* 1997;100:143-52.
- van Hoogdaem E, de Boer AG, Breimer DD. Pharmacokinetics of rectal drug administration, Part I. General considerations and clinical applications of centrally acting drugs. *Clin Pharmacokinet* 1991;21:11-26.
- Davis MP, Walsh D, LeGrand SB, Naughton M. Symptom control in cancer patients: the clinical pharmacology and therapeutic role of suppositories and rectal suspensions. *Support Care Cancer* 2002;10:117-38.
- Nee D. Rectal administration of medications at end of life. Hospice and Palliative Nurses Association. Advance practice nursing monthly teleconference. December 6, 2006. <http://www.hpna.org/PicView.aspx?ID=461>. (Accessed January 9, 2015).
- Daeninck P, Harochaw G. I am sick of feeling sick. Managing nausea and vomiting in the palliative patient. http://palliative.info/teaching_material/Daeninck_NV_HPCM2007.ppt. (Accessed July 7, 2017).
- Warren DE. Practical use of rectal medications in palliative care. *J Pain Symptom Manage* 1996;11:378-87.
- National Cancer Institute. Pain-for health professionals (PDQ). Updated May 21, 2015. <https://web.archive.org/web/20150707064414/http://www.cancer.gov/about-cancer/treatment/side-effects/pain/pain-hp-pdq/#section/all>. (Accessed July 8, 2017).
- Graves NM, Kriel AL. AEDs for rectal administration. February 2004. <http://www.epilepsy.com/information/professionals/resource-library/tables/aeds-rectal-administration>. (Accessed July 6, 2017).
- Wilson SE, Watson HG, Crowther MA. Low-dose oral vitamin K therapy for the management of asymptomatic patients with elevated international normalized ratios: a brief review. *CMAJ* 2004;170:821-4.
- Protus BM, Grauer PA, Kimbrel JM. Evaluation of atropine 1% ophthalmic solution administered sublingually for the management of terminal respiratory secretions. *Am J Hosp Palliat Care* 2013;30:388-92.
- Chang C. Fauquier ENT of Virginia. Can eye drop medications be used in the ear? May 17, 2012. <http://fauquierent.blogspot.com/2012/05/can-eye-drop-medications-be-used-in-ear.html>. (Accessed July 6, 2017).
- Institute for Safe Medication Practices. And the eyes' have it: eardrops, that is...October 19, 2006. <https://www.ismp.org/Newsletters/acutecare/articles/20061019.asp?ptr=y>. (Accessed July 6, 2017).
- Clinical Resource, *Treatment of Acute Otitis Externa. Pharmacist's Letter/Prescriber's Letter*. June 2014.
- Chou JW, Decarie D, Dumont RJ, Ensom MH. Stability of dexamethasone in extemporaneously prepared oral suspensions. *J Can Pharm Hos* 2001;54:96-101.
- Krouwer HG, Pallagi JL, Graves NM. Management of seizures in brain tumor patients at the end of life. *J Palliat Med* 2000;3:465-75.
- Stovel JC. Can kids be given injectable dexamethasone orally? February 23, 2012. http://www.medscape.com/viewarticle/758927#vp_1. (Accessed July 6, 2017).
- Bjornson C, Klassen TP, Williamson J, et al. A randomized trial of a single dose of oral dexamethasone for mild croup. *N Engl J Med* 2004;351:1306-13.
- Prescribing information for enalaprilat injection. Teva Pharmaceuticals USA. Sellersville, PA 18960. April 2015.
- Norman A, Hawkey CJ. What you need to know when you prescribe a proton pump inhibitor. *Frontline Gastroenterol* 2011;2:199-205.
- Knutson K, Ferguson MC. Ask the expert: rectally administered morphine. *Pract Pain Manag* 2013;13(2). <http://www.practicalpainmanagement.com/treatments/pharmacological/opioids/ask-expert-rectally-administered-morphine>. (Accessed July 7, 2017).
- Clinical Resource, *Treatments for Dry Mouth. Pharmacist's Letter/Prescriber's Letter*. February 2014.
- Clinical Pharmacology [database online]. Tampa, FL: Gold Standard, Inc., 2017. <http://www.clinicalpharmacology.com>. (Accessed July 6, 2017).
- Li CG, Huang XE, Li Y, Lu YY. Clinical observations on safety and efficacy of OxyContin administered by rectal route in treating cancer related pain. *Asian Pac J Cancer Prev* 2011;12:2477-8.
- Gray A, Wright J, Goodey V, Bruce L. *Injectable Drugs Guide*. London, UK: Pharmaceutical Press; 2011.
- Blonk MI, Koder BG, van den Bemt PM, Huygen FJ. Use of oral ketamine in chronic pain management: a review. *Eur J Pain* 2010;14:466-72.
- Fiala C, Gemzell-Danielsson K, Tang OS, von Hertzen H. Cervical priming with misoprostol prior to transcervical procedures. *Int J Gynaecol Obstet* 2007;99:S168-71.
- Norderyd J, Graf J, Marcusson A, et al. Sublingual administration of atropine eyedrops in children with excessive drooling-a pilot study. *Int J Paediatr Dent* 2017;27:22-9.





More . . .

28. Birnbaum AK, Kriel RL, Im Y, Rimmel RP. Relative bioavailability of lamotrigine chewable dispersible tablets administered rectally. *Pharmacotherapy* 2001;21:158-62.
29. Birnbaum AK, Kriel RL, Burkhardt RT, Rimmel RP. Rectal absorption of lamotrigine compressed tablets. *Epilepsia* 2000;41:850-3.
30. Holsti M, Dudley N, Schunk J, et al. Intranasal midazolam vs rectal diazepam for the home treatment of acute seizures in pediatric patients with epilepsy. *Arch Pediatr Adolesc Med* 2010;164:747-53.
31. Product information for *OxyContin*. Purdue Pharma L.P. Stamford, CT 06901. September 2009.
32. Shinjo T, Okada M. Atropine eyedrops for death rattle in a terminal cancer patient. *J Palliat Med* 2013;16:212-3.
33. Expert Working Group of the European Association for Palliative Care. Morphine in cancer pain: modes of administration. *BMJ* 1996;312:823-6.
34. Walsh D, Tropiano PS. Long-term rectal administration of high-dose sustained-release morphine tablets. *Support Care Cancer* 2002;10:653-5.
35. Whatley VN, Dodds C, Paul RI. Randomized clinical trial of docusate, triethanolamine polypeptide, and irrigation in cerumen removal in children. *Arch Pediatr Adolesc Med* 2003;157:1177-80.
36. Boyden JY, Connor SR, Otolorin L, et al. Nebulized medications for the treatment of dyspnea: a literature review. *J Aerosol Med Pulm Drug Deliv* 2015;28:1-19.
37. Westphal CG, Campbell ML. Nebulized morphine for terminal dyspnea. *Am J Nurs* 2002;102(Suppl):11-5.
38. Mercadante S, Fulfaro F. Alternatives to oral opioids for cancer pain. *Oncology* 1999;13:215-20, 225, 226-9.
39. Surawicz CM, Brandt LJ, Binion DG, et al. Guidelines for diagnosis, treatment, and prevention of *Clostridium difficile* infections. *Am J Gastroenterol* 2013;108:478-98.
40. Bublin JG, Barton TL. Rectal use of vancomycin. *Ann Pharmacother* 1994;28:1357-8.
41. Holdgate A, Cao A, Lo KM. The implementation of intranasal fentanyl for children in a mixed adult and pediatric emergency department reduces time to analgesic administration. *Acad Emerg Med* 2010;17:214-7.
42. The Royal Children's Hospital Melbourne. Clinical practice guidelines. Intranasal fentanyl. http://www.rch.org.au/clinicalguide/guideline_index/Intranasal_fentanyl/. (Accessed July 6, 2017).
43. Dewhirst E, Fedel G, Raman V. Pain management following myringotomy and tube placement: intranasal dexmedetomidine versus intranasal fentanyl. *Int J Pediatr Otorhinolaryngol* 2014;78:1090-4.
44. Karlsen AP, Pedersen DM, Trautner S. Safety of intranasal fentanyl in the out-of-hospital setting: a prospective observational study. *Ann Emerg Med* 2014;63:699-703.
45. Jassal SS. Basic symptom control in paediatric palliative care. The Rainbows Children's Hospice Guidelines. Edition 9.5, 2016. http://www.togetherforshortlives.org.uk/assets/0001/4931/Symptom_Control_Manual_9.5_edition.pdf. (Accessed July 7, 2017).
46. Sick Kids' Pharmacy. Dexamethasone sodium phosphate 1 mg/mL oral syrup. November 2008. http://www.sickkids.ca/pdfs/Pharmacy/2660-Dexamethasone_Sodium_Phosphate.pdf. (Accessed July 6, 2017).
47. Hansen HC, Harboe H, Drenck NE. Local irritation after administration of diazepam in a rectal solution. *Br J Anaesth* 1989;63:287-9.
48. Rubenstein O, Barkan S, Breitbart R, et al. Efficacy of oral ketamine compared to midazolam for sedation of children undergoing laceration repair: a double-blind, randomized, controlled trial. *Medicine (Baltimore)* 2016;95:e3984.
49. Lyons N, Nejak D, Lomotan N, et al. An alternative for rapid administration of medication and fluids in the emergency setting using a novel device. *Am J Emerg Med* 2015;33:1113.e5-6.
50. Bastu E, Celik C, Nehir A, et al. Cervical priming before diagnostic operative hysteroscopy in infertile women: a randomized, double-blind, controlled comparison of 2 vaginal misoprostol doses. *Int Surg* 2013;98:140-4.
51. Grissa MH, Boubaker H, Zorgati A, et al. Efficacy and safety of nebulized morphine given at 2 different doses compared to IV titrated morphine in trauma pain. *Am J Emerg Med* 2015;33:1557-61 [abstract].
52. Li BL, Zhang N, Huang JX, et al. A comparison of intranasal dexmedetomidine for sedation in children administered either by atomiser or by drops. *Anaesthesia* 2016;71:522-8.
53. Wu X, Hang LH, Wong H, et al. Intranasally administered adjunctive dexmedetomidine reduces perioperative anesthetic requirements in general anesthesia. *Yonsei Med J* 2016;57:998-1005.
54. Buonsenso D, Barone G, Valentini P, et al. Utility of intranasal ketamine and midazolam to perform gastric aspirates in children: a double-blind, placebo-controlled, randomized study. *BMC Pediatr* 2014;14:67. doi: 10.1186/1471-2431-14-67.
55. Manley MC, Ransford NJ, Lewis DA, et al. Retrospective audit of the efficacy and safety of the combined intranasal/intravenous midazolam sedation technique for the dental treatment of adults with learning disability. *Br Dent J* 2008;205:E3. doi: 10.1038/sj.bdj.2008.521.
56. Chiaretti A, Barone G, Rigante D, et al. Intranasal lidocaine and midazolam for procedural sedation in children. *Arch Dis Child* 2011;96:160-3.
57. Gaudins A, Meek R, Egerton-Warburton D, et al. The PICHFORK (Pain InChildren Fentanyl OR Ketamine) trial comparing the efficacy of intranasal ketamine and fentanyl in the relief of moderate to severe pain in children with limb injuries: study protocol for a randomized controlled trial. *Trials* 2013;14:208. doi: 10.1186/1745-6215-14-208.

More . . .

58. Yeaman F, Meek R, Egerton-Warburton D, et al. Sub-dissociative-dose intranasal ketamine for moderate to severe pain in adult emergency department patients. *Emerg Med Australas* 2014;26:237-42.
59. Maizels M, Scott B, Cohen W, Chen W. Intranasal lidocaine for treatment of migraine: a randomized, double-blind, controlled trial. *JAMA* 1996;276:319-21.
60. Rech MA, Barbas B, Chaney W, et al. When to pick the nose: out-of-hospital and emergency department intranasal administration of medications. *Ann Emerg Med* 2017;70:203-11.
61. Corrigan M, Wilson SS, Hampton J. Safety and efficacy of intranasally administered medications in the emergency department and prehospital settings. *Am J Health Syst Pharm* 2015;72:1544-54.
62. Bailey AM, Baum RA, Horn K, et al. Review of intranasally administered medications for use in the emergency department. *J Emerg Med* 2017 Mar 1 [Epub ahead of print].
63. Scheepers M, Scheepers B, Clarke M, et al. Is intranasal midazolam an effective rescue medication in adolescents and adults with severe epilepsy? *Seizure* 2000;9:417-22.
64. Northwest Healthcare Response Network. Intranasal (IN) medication administration MBED clinical practice guideline. July 1, 2014. <http://www.nwhrn.org/media/No-Pain-Intranasal-Medication-Administration-MBED-Clinical-Practice-Guideline1.pdf>. (Accessed July 20, 2017).

Cite this document as follows: Clinical Resource, Giving Meds by Alternate Routes. Pharmacist's Letter/Prescriber's Letter. August 2017.

 pharmacist's letter™	<i>Evidence and Recommendations You Can Trust...</i>	 prescriber's letter™
 pharmacy technician's letter™		 nurse's letter™
3120 West March Lane, Stockton, CA 95219 ~ TEL (209) 472-2240 ~ FAX (209) 472-2249 Copyright © 2017 by Therapeutic Research Center		

Subscribers to the *Letter* can get clinical resources, like this one, on any topic covered in any issue by going to **PharmacistsLetter.com**, **PrescribersLetter.com**, **PharmacyTechniciansLetter.com**, or **NursesLetter.com**